

[Home](#)[Validate](#)

General information about company

Scrip code	514167
Name of the company	Ganeshha Ecosphere Ltd.
Whether company is SME	No
Class of Security	Equity Shares
Type of report	Quarterly
Quarter Ended / Half year ended/Date of Report (For Prelisting / Allotment)	30-09-2016
Date of allotment / extinguishment (in case Capital Restructuring selected) / Listing Date	
Shareholding pattern filed under	Regulation 31 (1) (b)



[Home](#)[Validate](#)

Sr. No.	Particular	Yes/No
1	Whether the Listed Entity has issued any partly paid up shares?	No
2	Whether the Listed Entity has issued any Convertible Securities ?	No
3	Whether the Listed Entity has issued any Warrants ?	No
4	Whether the Listed Entity has any shares against which depository receipts are issued?	No
5	Whether the Listed Entity has any shares in locked-in?	Yes
6	Whether any shares held by promoters are pledge or otherwise encumbered?	Yes
7	Whether company has equity shares with differential voting rights?	No




Table 1: Summary Statement holding of specified securities

Note: Data will be automatically populated from shareholding pattern sheet - Data Entry Restricted in this sheet

Category (A)	Category of shareholder (B)	No. Of shareholders (C)	No. of fully paid up equity shares held (D)	No. Of Partly paid-up equity shares held (E)	No. Of shares underlying Depository Receipts (F)	Total nos. shares held (G) = (D)+(E)+(F)	Shareholding as a % of total no. of shares (calculated as per SCSS, 1957) (G1) As a % of (D+E+G2)	Number of Voting Right held in each class of securities (H)				No. Of Shares Underlying Outstanding convertible securities (I)	No. of Shares Underlying Outstanding Warrants (J)	No. Of Shares underlying Outstanding convertible securities and No. Of Warrants (K) (I)+(J)	Shareholding, as a % assuming full conversion of convertible securities (as a percentage of diluted share capital) (G)+(I)+(J) As a % of (D+E+G2)	Number of Locked in shares (L)		Number of Shares pledged or otherwise encumbered (M)		Number of equity shares held in dematerialized form (N)
								No of Voting (DV) Rights			Total as a % of (D+E+G)					No.	As a % of total Shares held (L)	No.	As a % of total Shares held (M)	
								Class (H) X	Class (H) Y	Total										
(A)	Promoter & Promoter Group	16	8095216			8095216	45.33	8,095,216.00		8,095,216.00	45.33			8,095,216	45.33	111875	8.13	227800	28.20	8095216
(B)	Public	12843	10450941			10450941	54.66	10450941.00		10,450,941.00	54.66			10,450,941	54.66	250000	2.39			9254763
(C)	Non Promoter - Non Public																			
(C1)	Shares underlying DPs																			
(C2)	Shares held by Employee Trusts																			
	Total	32559	19176877			19176877	100	19176877.00		19176877.00	100.00			100		961875	5.01	227800	11.88	17990939




Sr.	Category & Name of the Shareholders (I)	Nos. Of shareholders (II)	No. of fully paid up equity shares held (IV)	Total nos. shares held (VII) = (V)+(VI) + (VI)	Shareholding as a % of total no. of shares (calculated as per SCRR, 1957) (VIII) As a % of (A+B+C2)	Number of Voting Rights held in each class of securities (IX)		Shareholding, as a % assuming full conversion of convertible securities (as a percentage of diluted share capital) (XI) = (VII)+(X) As a % of (A+B+C2)	Number of Locked in shares (XII)		Number of Shares pledged or otherwise encumbered (XIII)		Number of equity shares held in dematerialised form (XIV)	
						No of Voting (XIV) Rights			Total as a % of Total Voting rights	No. (a)	As a % of total Shares held (b)	No. (a)		As a % of total Shares held (b)
						Class eg: X	Total							
A Table II: Statement showing shareholding pattern of the Promoter and Promoter Group														
(1) Indian:														
(a)	Individuals/Hindu undivided Family	14	6143935	6143935	32.04	6143935.00	6143935	32.04	32.04	711875	11.59	2278000	37.08	6143935
(b)	Central Government/ State Government(s)													
(c)	Financial Institutions/ Banks													
(d)	Any Other (specify)	2	2552001	2552001	13.31	2552001.00	2552001	13.31	13.31	0	0.00	0	0.00	2552001
	Sub-Total (A)(1)	16	8695936	8695936	45.35	8695936.00	8695936	45.35	45.35	711875	8.19	2278000	26.20	8695936
(2) Foreign:														
(a)	Individuals (Non-Resident Individuals/ Foreign Individuals)													
(b)	Government													
(c)	Institutions													
(d)	Foreign Portfolio Investor													
(e)	Any Other (specify)													
	Sub-Total (A)(2)													
	Total Shareholding of Promoter and Promoter Group (A)=(A)(1)+(A)(2)	16	8695936	8695936	45.35	8695936.00	8695936	45.35	45.35	711875	8.19	2278000	26.20	8695936
Details of Shares which remain unclaimed for Promoter & Promoter Group														




B Table III - Statement showing shareholding pattern of the Public shareholder Note : Kindly show details of shareholders having more than one percentage of total no of shares. Please refer software manual.												
(1) Institutions												
(a)	Mutual Funds	8	1497060	1497060	7.81	1497060	1497060	7.81	7.81	0	0.00	1491660
(b)	Venture Capital Funds											
(c)	Alternate Investment Funds											
(d)	Foreign Venture Capital Investors											
(e)	Foreign Portfolio Investors											
(f)	Financial Institutions/Banks	2	4353	4353	0.02	4353	4353	0.02	0.02	0	0.00	4253
(g)	Insurance Companies											
(h)	Provident Funds/ Pension Funds											
(i)	Any Other (specify)											
Sub-Total (B)(1)		10	1501413	1501413	7.83	1501413.00	1501413	7.83	7.83	0	0.00	1495913
(2)	Central Government/ State Government(s)/ President of India											
Sub-Total (B)(2)												
(3) Non-Institutions												
(a)(i)	Individuals - i. Individual shareholders holding nominal share capital up to Rs. 2 lakhs.	11934	2581959	2581959	13.46	2581959	2581959	13.46	13.46	0.00	0.00	1408681
(a)(ii)	Individuals - ii. Individual shareholders holding nominal share capital in excess of Rs. 2 lakhs.	11	1248139	1248139	6.51	1248139	1248139	6.51	6.51	0.00	0.00	1248139
(b)	NBFCs registered with RBI											
(c)	Employee Trusts											
(d)	Overseas Depositories (holding DRs) (balancing figure)											
(e)	Any Other (specify)	388	5149430	5149430	26.85	5149430	5149430	26.85	26.85	250000	4.85	5142030
Sub-Total (B)(3)		12333	8979528	8979528	46.82	8979528.00	8979528	46.82	46.82	250000.00	2.78	7798850
Total Public Shareholding (B)-(B)(1)+(B)(2)+(B)(3)		12343	10480941	10480941	54.65	10480941.00	10480941	54.65	54.65	250000.00	2.39	9294763
Details of the shareholders acting as persons in Concert for Public												
Details of Shares which remain unclaimed for Public												
C Table IV - Statement showing shareholding pattern of the Non Promoter- Non Public shareholder												
(1)	Custodian/DR Holder - Name of DR Holders (if Available)											
(2)	Employee Benefit Trust (under SEBI (Share based Employee Benefit) regulations, 2014)											
Total Non-Promoter- Non Public Shareholding (C)=[C](1)+[C](2)												
Total (A+B+C)		12359	19176877	19176877	100.00	19176877.00	19176877	100.00	100.00	961875	5.02	17990699
Total (A+B+C)		12359	19176877	19176877	100.00	19176877.00	19176877	100.00	100.00	961875	5.02	17990699
Disclosure of notes on shareholding pattern Add Notes												



Serial No.	Name of the Shareholders (I)	PAN (II)	No. of fully paid up equity shares held (IV)	Total nos. shares held (VII) = (IV)+(V)+ (VI)	Shareholding as a % of total no. of shares (calculated as per SCRR, 1957) (VIII) As a % of (A+B+C2)	Number of Voting Rights held in each class of securities			Shareholding, as a % assuming full conversion of convertible securities (as a percentage of diluted share capital) (XI) = (VII)+(X)(a) As a % of (A+B+C2)	Number of Locked In shares (XII)		Number of Shares pledged or otherwise encumbered (XIII)		Number of equity shares held in dematerialized form (XIV)	Reason for not providing PAN
						No of Voting (XIV) Rights		Total as a % of Total Voting rights		No. (a)	As a % of total Shares held (b)	No. (a)	As a % of total Shares held (b)		
						Class eg:X	Total								
A1(a) Individuals/Hindu undivided Family															
1	SHYAM SUNDER SHARMA	AITPS3153M	1938927	1938927	10.11	1938927.00	1938927.00	10.11	10.11	0	0.00	1600000	82.52	1938927	
2	RAJESH SHARMA	ACCP5050SL	1095529	1095529	5.73	1095529.00	1095529.00	5.71	5.71	0	0.00	0	0.00	1095529	
3	SHARAD SHARMA	AGIPS4729C	875583	875583	4.57	875583.00	875583.00	4.57	4.57	0	0.00	363000	41.46	875583	
4	VISHNU DUTT KHANDELWAL	ACGPK0775Q	720200	720200	3.76	720200.00	720200.00	3.76	3.76	0	0.00	0	0.00	720200	
5	VIMAL SHARMA	AFFPS2849F	471250	471250	2.46	471250.00	471250.00	2.46	2.46	156250	33.16	315000	66.84	471250	
6	SEEMA SHARMA	AFFPS2848E	269215	269215	1.40	269215.00	269215.00	1.40	1.40	31250	11.61	0	0.00	269215	
7	RATNA SHARMA	AVTP59904M	257825	257825	1.34	257825.00	257825.00	1.34	1.34	53125	20.61	0	0.00	257825	
8	SHYAM SUNDER SHARMA HUF	AACHS3523G	107000	107000	0.56	107000.00	107000.00	0.56	0.56	100000	93.46	0	0.00	107000	
9	SANDEEP KHANDELWAL	ABEPK2921K	106050	106050	0.55	106050.00	106050.00	0.55	0.55	85500	80.62	0	0.00	106050	
10	YASH SHARMA	FDLPS9614H	100000	100000	0.52	100000.00	100000.00	0.52	0.52	100000	100.00	0	0.00	100000	
11	SHARAD SHARMA HUF	AAFHS4397M	94731	94731	0.49	94731.00	94731.00	0.49	0.49	78125	82.47	0	0.00	94731	
12	NIRMAL KHANDELWAL	AETPK9537K	46875	46875	0.24	46875.00	46875.00	0.24	0.24	46875	100.00	0	0.00	46875	
13	VISHNU DUTT KHANDELWAL HUF	AAAHV7161D	37500	37500	0.20	37500.00	37500.00	0.20	0.20	37500	100.00	0	0.00	37500	
14	RAJESH SHARMA HUF	AAHHR5009M	23250	23250	0.12	23250.00	23250.00	0.12	0.12	23250	100.00	0	0.00	23250	
Click here to go back			Total	6143935	32.04	6143935.00	6143935.00	32.04	32.04	711875	11.59	2278000	37.08	6143935	



Serial No.	Category	Name of the Shareholders (I)	PAN (II)	No. of the Shareholders (3)	No. of fully paid up equity shares held (IV)	Total nos. shares held (VII) = (IV)+(V)+(VI)	Shareholding as a % of total no. of shares (calculated as per SCRR, 1957) (VII) As a % of (A+B+C2)	Number of Voting Rights held in each class of securities			Shareholding, as a % assuming full conversion of convertible securities (as a percentage of diluted share capital) (XI) = (VII)+(X)	Number of Locked In shares (XII)		Number of Shares pledged or otherwise encumbered (XIII)		Number of equity shares held in dematerialized form (XIV)	Reason for not providing PAN	
								No of Voting (XIV) Rights		Total as a % of Total Voting rights		No. (a)	As a % of total Shares held (b)	No. (a)	As a % of total Shares held (b)			
								Class eg: X	Total									
A1(d) Any Other (specify)																		
1	Bodies Corporate	GPL FINANCE LTD.	AAACG7235Q	1	2129201	2129201	11.07	2129201.00	2129201.00	11.07	11.07	0	0.00	0	0.00	2129201		
2	Bodies Corporate	SANDEEP YARNS PRIVATE LIMITED	AAIC53500J	1	428800	428800	2.24	428800.00	428800.00	2.24	2.24	0	0.00	0	0.00	428800		
Click here to go back				Total	2	2552001	2552001	13.31	2552001.00	2552001.00	13.31	13.31	0	0.00	0	0.00	2552001	



Serial No.	Name of the Shareholders (I)	PAN (II)	No. of fully paid up equity shares held (IV)	Total nos. shares held (VII) = (IV)+(V)+(VI)	Shareholding as a % of total no. of shares (calculated as per SCRR, 1957) (VIII) As a % of (A+B+C2)	Number of Voting Rights held in each class of securities			Shareholding, as a % assuming full conversion of convertible securities (as a percentage of diluted share capital) (XI) = (VII)+(X) As a % of (A+B+C2)	Number of Locked in shares (XII)		Number of equity shares held in dematerialized form (XIV)	Reason for not providing PAN
						No of Voting (XIV) Rights		Total as a % of Total Voting rights		No. (a)	As a % of total Shares held (b)		
						Class eg: X	Total						
B1(a) Mutual Funds													
Home Validate Disclosure of shareholder holding more than 1% of total number of shares													
1	SBI MUTUAL FUND	AABTS6407Q	1491560	1491560	7.78	1491560.00	1491560.00	7.78	7.78	0	0.00	1491560	
Click here to go back			Total	1491560	1491560	7.78	1491560.00	1491560.00	7.78	0	0.00	1491560	



Serial No.	Name of the Shareholders (I)	PAN (II)	No. of fully paid up equity shares held (IV)	Total nos. shares held (VII) = (IV)+(V)+(VI)	Shareholding as a % of total no. of shares (calculated as per SCRR, 1957) (VIII) As a % of (A+B+C2)	Number of Voting Rights held in each class of securities			Shareholding, as a % assuming full conversion of convertible securities (as a percentage of diluted share capital) (XI) = (VII)+(X) As a % of (A+B+C2)	Number of Locked in shares (XII)		Number of equity shares held in dematerialized form (XIV)	Reason for not providing PAN
						No of Voting (XIV) Rights		Total as a % of Total Voting rights		No. (a)	As a % of total Shares held (b)		
						Class eg: X	Total						
B3(a)(i) Individuals - II: Individual shareholders holding nominal share capital in excess of Rs. 2 lakhs.													
Disclosure of shareholder holding more than 1% of total number of shares													
1	SANGEETA PAREEKH	AASPP5260H	492538	492538	2.57	492538.00	492538.00	2.57	2.57	0	0.00	492538	
Click here to go back			Total	492538	492538	2.57	492538.00	492538.00	2.57	0	0.00	492538	



Serial No.	Category	Category / More than 1 percentage	Name of the Shareholders (i)	PAN (ii)	No. of the Shareholders (j)	No. of fully paid up equity shares held (v)	Total nos. shares held (vii) = (vi)+(viii)+(ix)	Shareholding as a % of total no. of shares (calculated as per SCRR, 1957) (viii) As a % of (A+B+C2)	Number of Voting Rights held in each class of securities		Shareholding, as a % assuming full conversion of convertible securities (as a percentage of diluted share capital) (ix) = (vii)/(x) As a % of (A+B+C2)	Number of Locked in shares (xii)		Number of equity shares held in dematerialised form (xiv)	Reason for not providing PAN			
									No of Voting (xv) rights			No. (xi)	As a % of total Shares held (b)					
									Class e.g. X	Total								
B3(e) Any Other (specify)																		
1	Bodies Corporate	Category				374	4770485	4770485	24.88	4770485	4770485	24.88	24.88	250000	5.24	4763085		
2	Bodies Corporate	More than 1 percentage of shareholding	MCAP INDIA FUND LIMITED	AAHCM2643R	1	2975877	2975877	15.52	2975877	2975877	15.52	15.52	250000	8.40	2975877			
3	Bodies Corporate	More than 1 percentage of shareholding	ESSEL INDUSTRIES PRIVATE LIMITED	AAACE3284H	1	603578	603578	3.15	603578	603578	3.15	3.15	0	0.00	603578			
4	Bodies Corporate	More than 1 percentage of shareholding	COMMERCIAL ADVERTISING AND MARKETING PR	AADCC050QH	1	272531	272531	1.42	272531	272531	1.42	1.42	0	0.00	272531			
5	HRI - Repat	Category				50	39808	39808	0.21	39808	39808	0.21	0.21	0	0.00	39808		
6	HRI - Non- Repat	Category				22	13572	13572	0.07	13572	13572	0.07	0.07	0	0.00	13572		
7	HUF	Category				112	177602	177602	0.93	177602	177602	0.93	0.93	0	0.00	177602		
8	Clearing Members	Category				30	147963	147963	0.77	147963	147963	0.77	0.77	0	0.00	147963		
Click here to go back						Total	388	5149430	5149430	26.86	5149430.00	5149430.00	26.86	26.86	250000	4.85	5140930	

